


# ZWS - PAF SERIES

AC/DC Single Output: 150 - 240 Watts



## Features

- Universal input 85~264 VAC
- Harmonic correction with power factor correction
- High peak output current
- 150 and 240 watt models
- Built-in active filter
- Low leakage current
- Optional connector - terminal blocks or plug-in connector
- Meets worldwide safety approvals
- Meets EMC requirements CE marked

Model (Terminal Block & Cover)	Output			Power W
	V	A	Apk	
ZWS150PAF - 24 - TA	24V	6.3A / 12A		150W
ZWS240PAF - 24 - TA	24V	10A / 20A		240W
ZWS150PAF - 36 - TA	36V	4.2A / 8.0A		150W
ZWS240PAF - 36 - TA	36V	6.7A / 13.3A		240W
ZWS150PAF - 48 - TA	48V	3.1A / 6A		150W
ZWS240PAF - 48 - TA	48V	5A / 10A		240W

## Alternative Mechanical/Connector Options:

- With forced cooling output, power of 150W can be increased to 200W and power of 240W to 300W
- - J = with JST plug-in connector open frame
- - JA = with JST plug-in connector & cover assembly
- - A = with Molex plug-in connector and cover assembly

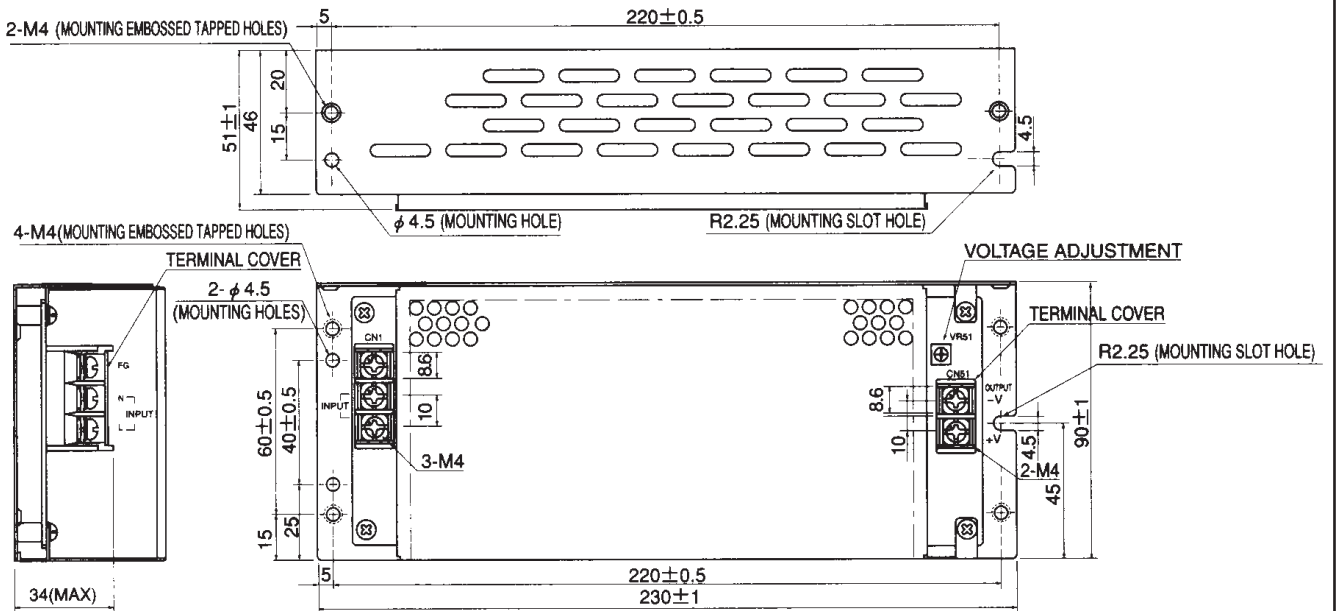
## Specifications

INPUT VOLTAGE:	85 - 264 VAC (120 - 370 VDC)
INPUT CURRENT:	ZWS150: 2.0A / 1.0A 115/230V ZWS240: 3.2A / 1.6A
FREQUENCY:	47 - 6Hz
OUTPUT VOLTAGE:	24 VDC (21.6~28.8) 36 VDC (32.4~41.4) 48 VDC (43.2~52.8)
OUTPUT POWER:	150W continuous, 288W peak 240 continuous, 480W peak Max. period 10 sec., duty 35%
EFFICIENCY:	82% at rated input and load
INRUSH CURRENT:	14A @ 110 VAC 28A @ 230 VAC cold start
HARMONICS:	EN61000 - 3 - 2
POWER FACTOR:	0.95~0.99
RIPPLE & NOISE:	240mV over 0°C to +50°C
LINE REGULATION:	96mV over input range constant load
LOAD REGULATION:	192mV at rated load constant input
TEMP. CO-EFFICIENT:	0.02% per °C
OVERLOAD PROTECTION:	Constant current limit with auto recovery, avoid overload for more than 30 seconds
OVP:	Set at 115-125% of nominal output, recycle input to reset
HOLD UP TIME:	20ms
PARALLEL OPERATION:	No
SERIES OPERATION:	Yes
OPERATING TEMP:	-10°C to +45°C (derate to 60% at 60°C)
HUMIDITY:	30 - 90% RH (no dewdrop)
COOLING:	Convection cooled
ISOLATION:	Input - Output: 3000 VAC Input - Case: 2000 VAC Output - Case: 500 VAC
SAFETY APPROVALS:	UL1950, EN60950, CSA950
EMI:	EN55022 - B, FCC Class B
IMMUNITY:	EN61000 - 4 -2, -3, -4, -6, -8, -11
DIMENSIONS (Open PCB):	ZWS150PAF: 208 X 80 X 40mm ZWS240PAF: 222 X 95 X 45mm
DIMENSIONS (Enclosed):	ZWS150PAF: 230 X 90 X 51mm ZWS240PAF: 245 X 105 X 56mm
WEIGHT:	(Open) ZWS150: 500g, ZWS240: 750g (Enclosed) ZWS150: 800g, ZWS240: 1100g

# ZWS - PAF SERIES

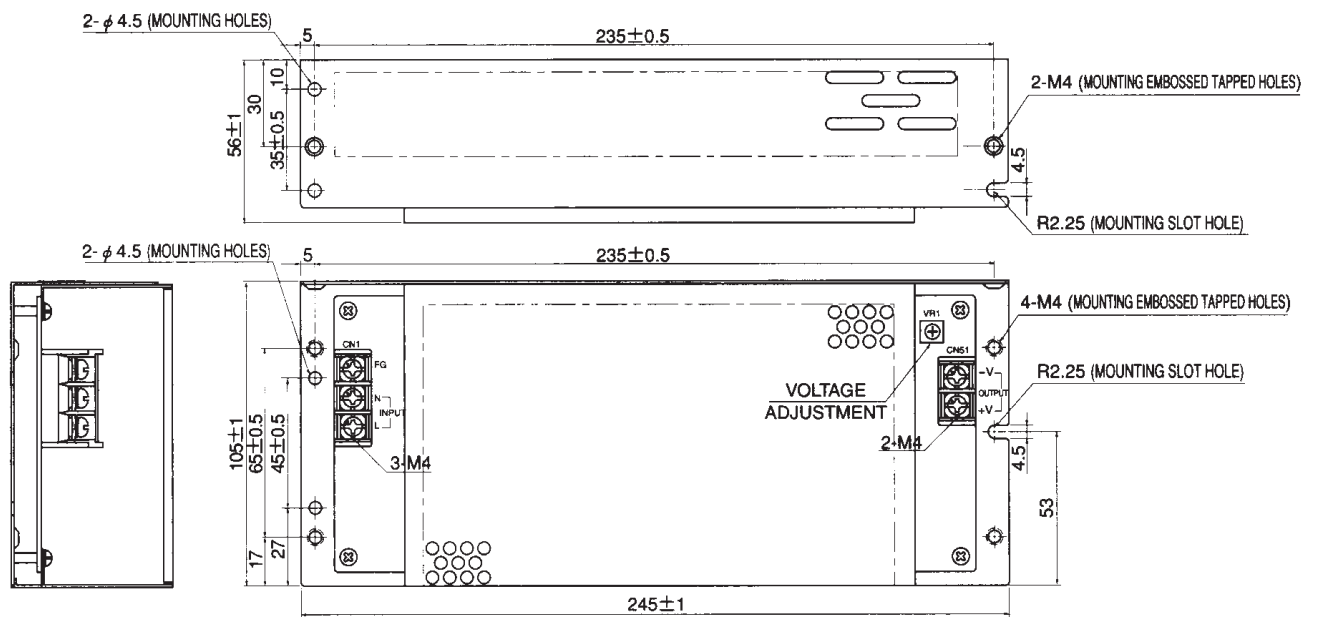
AC/DC Single Output: 150 - 240 Watts

## ZWS150-PAF-24/TA (Vertical terminal with Cover type)



Unit mm

## ZWS240-PAF-24/TA (Vertical terminal with Cover type)



Unit mm