


PV SERIES

DC/DC Single & Dual Outputs: 1.5 - 3 Watts



Features

- Wide DC input range
- Single in-line PCB mounting converters
- Five different input levels: 5V, 12V, 24V and 48V
- Adjustable output via TRIM terminal
- Single and dual output
- Overcurrent protection
- High operating temperature range +70°C

Specifications

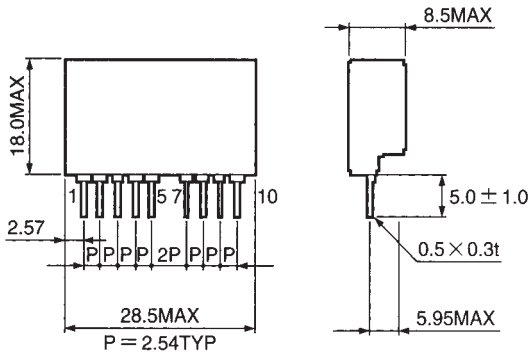
INPUT VOLTAGE:	5VDC (4.5 - 9V) 12VDC (9 - 18V) 24VDC (18 - 36V) 48VDC (36 - 72V)
OUTPUT VOLTAGE:	Refer to table
VOLTAGE ADJUSTMENT:	3V models (3.3 - 3.67) 5V models adjustable to 6V 12V models adjustable to 15V ±12V models adjustable to ±15V
VOLTAGE ACCURACY:	±5% and includes load and line regulation and temperature drift
OUTPUT POWER:	1.5~3 watts
PROTECTION:	Output current limiting with auto recovery
ISOLATION:	Input - output: 500VDC Input - case: 500VDC Output - case: 500VDC
COOLING:	Convection cooled
HUMIDITY:	5~95% RH non-condensing
OPERATING TEMPERATURE:	-20°C to 50°C at 100% load +60°C at 70% load, +70°C at 40% load
DIMENSIONS:	PV1.5W: 28.5 x 8.5 x 18mm PV3.0W: 33 x 8.5 x 18mm

MODEL	Input	Output		Power W
		V	A	
PV1R5 - 5 - 3.3	5V	3.3V	400mA	1.3W
PV1R5 - 5 - 5	5V	5/6V	300/250mA	1.5W
PV1R5 - 5 - 12	5V	12/15V	125/100mA	1.5W
PV1R5 - 12 - 5	12V	5/6V	300/250mA	1.5W
PV1R5 - 24 - 5	24V	5/6V	300/250mA	1.5W
PV1R5 - 48 - 3.3	48V	3.3V	400mA	1.3W
PV1R5 - 48 - 5	48V	5/6V	300/250mA	1.5W
PV3 - 5 - 3.3	5V	3.3V	600mA	2.0W
PV3 - 5 - 5	5V	5/6V	600/500mA	3.0W
PV3 - 5 - 12	5V	12/15V	250/200mA	3.0W
PV3 - 12 - 5	12V	5/6V	600/500mA	3.0W
PV3 - 24 - 5	24V	5/6V	600/500mA	3.0W
PV3 - 48 - 3.3	48V	3.3V	600mA	2.0W
PV3 - 48 - 5	48V	5/6V	600/500mA	3.0W
PVD1R5 - 5 - 12	5V	±12/±15V	±60/±50mA	1.5W
PVD1R5 - 12 - 12	12V	±12/±15V	±60/±50mA	1.5W
PVD1R5 - 24 - 12	24V	±12/±15V	±60/±50mA	1.5W
PVD1R5 - 48 - 12	48V	±12/±15V	±60/±50mA	1.5W
PVD3 - 5 - 1212	5V	±12/±15V	±125/±100mA	3.0W
PVD3 - 12 - 1212	12V	±12/±15V	±125/±100mA	3.0W
PVD3 - 24 - 1212	24V	±12/±15V	±125/±100mA	3.0W
PVD3 - 48 - 1212	48V	±12/±15V	±125/±100mA	3.0W

PV SERIES

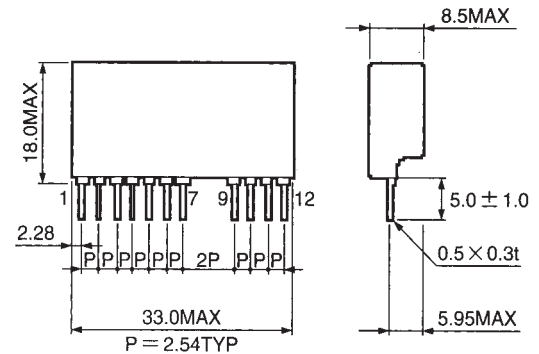
DC/DC Single & Dual Outputs: 1.5 - 3 Watts

PVD1R5



- 1 : +V Output pin
- 2,3: Common ground pin
- 4 : -V Output pin
- 5 : TRM Output voltage setting pin
- 7,8 : -V Input pin
- 9,10: +V Input pin

PVD3



- 1,2: +V Output pin
- 3,4: Common ground pin
- 5,6: -V Output pin
- 7 : TRM Output voltage setting pin
- 9,10: -V Input pin
- 11,12: +V Input pin

TERMINAL CONNECTION

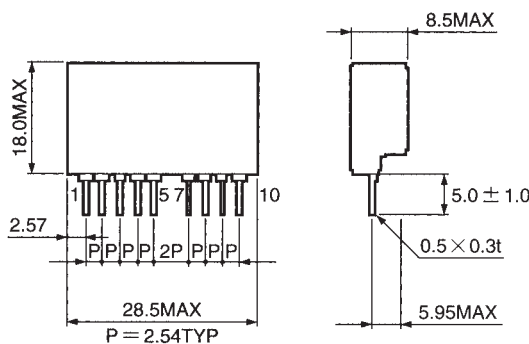
Output voltage can be adjustable by TRM terminal.

Output power must be within the rating, when increasing the output voltage.

PPD1R5 (1.5W type) ±12V output: 5pin open ±15V output: 5pin to 4pin connected

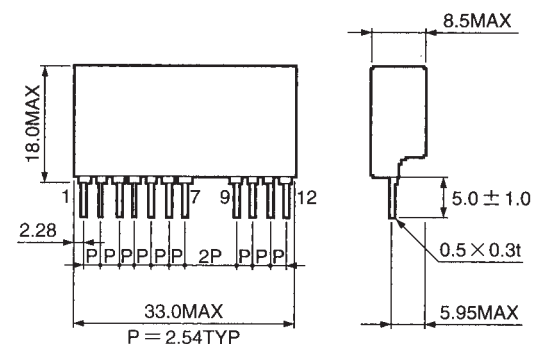
PPD3 (3W type) ±12V output: 7pin open ±15V output: 7pin to 5pin (6pin) connected

PV1R5



- 1: +V output pin
- 2, 3: No connection
- 4: -V output pin
- 5: TRM output voltage setting pin
- 7, 8: -V input pin
- 9, 10: +V output pin

PV3



- 1, 2: +V output pin
- 3, 4: No connection
- 5, 6: -V output pin
- 7: TRM output voltage setting pin
- 9, 10: -V input pin
- 11, 12: +V input pin

TERMINAL CONNECTION

Output voltage can be adjustable by TRM terminal.

Output power must be within the rating, when increasing the output voltage.

PPD1R5 (1.5W type) 12V output: 5pin open 15V output: 5pin to 4pin connected

PPD3 (3W type) 12V output: 7pin open 15V output: 7pin to 5pin (6pin) connected