


LXC5& SERIES

LED Power Supply: Constant CuffYbh 5&watts



Description

The LXC52 series of Constant Current LED power supplies from Excelsys Technologies can deliver up to 52W of output power in an extremely compact package size.

The LXC52 series of constant current power supplies provides up to 2100mA of output current and 149V output voltage solutions for specific LED requirements. With industry leading efficiencies, and an extensive protection feature set, the LXC52 series provides high reliability and high performance in a compact package

The LXC52 series carries the UL and CE mark for safety and is also RoHS compliant.

Features

- High Efficiency (up to 89%)
- Constant Current operation
- Active PFC (typical 0.92)
- IP67 Waterproof case
- Over voltage & Overload / SC Protection
- -35°C to 55°C Operating Temperature
- Input 90-305VAC
- UL8750 compliant
- EN61347-1, -2-13 Compliant

Model Number	Output Voltage	Output Current	Input Voltage	Efficiency
LXC52-0350SW ⁽¹⁾	75-149V	350mA	90-305VAC	91.0%
LXC52-0450SW ⁽¹⁾	58-116V	450mA	90-305VAC	90.0%
LXC52-0700SW ⁽¹⁾	38-75V	700mA	90-305VAC	89.0%
LXC52-1050SW ⁽²⁾	25-50V	1050mA	90-305VAC	89.0%
LXC52-1400SW ⁽³⁾	19-37V	1400mA	90-305VAC	89.0%
LXC52-2100SW ⁽³⁾	13-25V	2100mA	90-305VAC	88.0%



Input Specifications

Parameter	Conditions/Description	Min	Nom	Max	Units
Input Voltage Range	Universal Input	90		305	VAC
Input Frequency Range		47		63	Hz
Input Current	100VAC in, 52W output			0.8	A
Inrush Current	230VAC in, 25°C, Cold Start			60	A
Power Factor	220VAC, 1100VAC	0.95		0.98	

Output Specifications

Parameter	Conditions/Description	Min	Nom	Max	Units
Line Regulation				±1	%
Load Regulation				±3	%
Voltage Range	See individual models				
Output Current Range	% of Output			±5	%
Output Current Ripple				50	%
Overshoot				10	%Io
Turn-on Delay	Measured at 110VAC and full load		0.6	1.0	s
Turn-on Delay	Measured at 220VAC and full load		0.3	0.5	s
Short Circuit Protection	Auto Recovery				
Over Voltage Protection	Hiccup, Auto recovery				

General Specifications

Parameter	Conditions/Description	Min	Nom	Max	Units
Isolation Voltage	Input to Output See Note 4	3750			VAC
	Input to Chassis	1500			VAC
Efficiency	See individual models	88		91	%
Safety Agency Approvals	UL8750, EN61347-1, -2-13, UL1310 (Notes 1, 2, & 3)				
No load Power Dissipation	Measured at 230 Vac			6.0	W
MTBF	MIL HDBK-217F, 110VAC input, 80% load, 25°C (2100mA)	321,000			Hours
Lifetime	Case Temperature 65°C, 110VAC input, 80% load	59,000			Hours
Weight			480		g
Operating Temperature	Derating 2% per °C from 55°C to 70°C	-35		+70	°C
Storage Temperature		-40		+85	°C
Relative Humidity	Non-condensing (operating)	10		100	%RH

NOTE 1. Non-Class 2 Output US & Canada

NOTE 2. Class 2 Output US - Non-Class 2 Output Canada

NOTE 3. Class 2 Output US & Canada

NOTE 4. Primary to Secondary Isolation test not to be carried out on power supply

REV (08-12-14)

LXC5& SERIES

LED Power Supply: Constant CuffYbh 5&watts

EMC					
Parameter	Standard		Level		Units
Emissions					
Conducted	EN55015		Level B		
Radiated	EN55015		Level B		
Harmonic Distortion	EN61000-3-2		Compliant		
Flicker and Fluctuation	EN61000-3-3		Compliant		
Immunity					
ESD	EN61000-4-2		Compliant		
Radiated RFI	EN61000-4-3		Compliant		
Fast Transients - burst	EN61000-4-4		Compliant		
Surge Immunity	EN61000-4-5		Compliant		
Conducted RFI	EN61000-4-6		Compliant		
Power Freq Magnetic Field	EN61000-4-8		Compliant		
Voltage Dips	EN61000-4-11		Compliant		

INPUT / OUTPUT WIRING

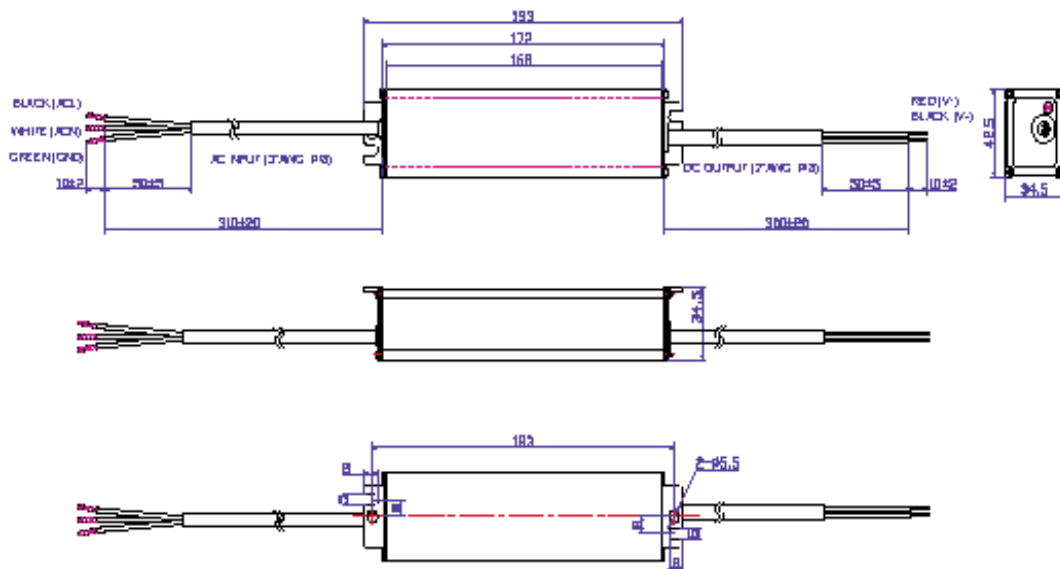
INPUT CABLE

SJTW 18AWG
Black (L),White(N), Green (G)310±20mm

OUTPUT CABLE

SJTW 18AWG
Black (-V) and Red (+V) 300±20mm

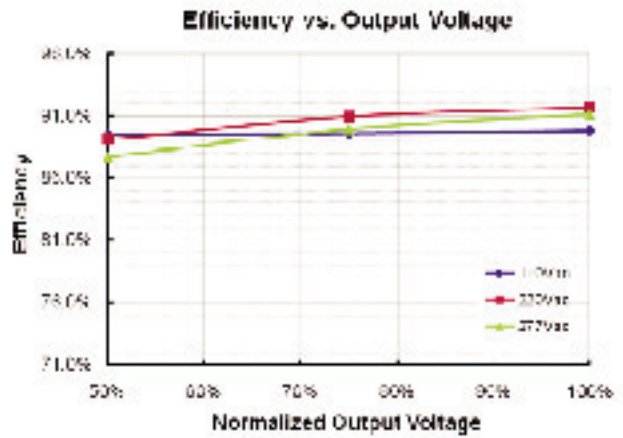
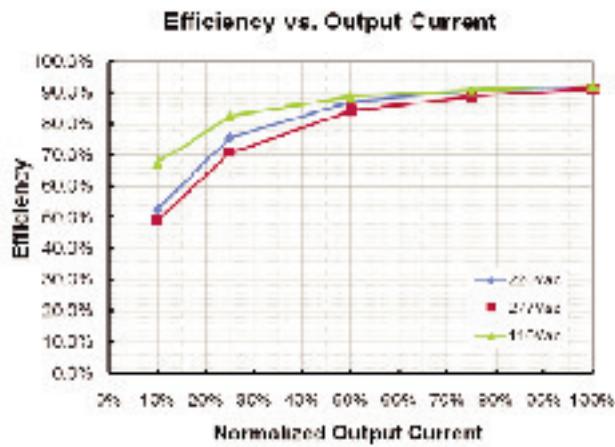
MECHANICAL SPECIFICATIONS



LXC5&SERIES

LED Power Supply: Constant CuffYbh 5&watts

Efficiency V Load for 350mA Model



Power Factor Characteristics

