

CSI1K5 SERIES

DC / AC Sine Wave Inverters: 1500 VA



3U3: (Chassis Mount)

These photos show two of a range of package options available.
Mechanical size depends on input/output configuration.
Chassis-mount and 19" rack-mount versions available on most designs



3U7: (3U x 19in Rack Mount)

General Specifications

Input Voltage	24VDC, 36VDC, 48VDC, 120VDC, 250VDC <ul style="list-style-type: none"> Other input voltage options on request
Input Range	±15% of input, other options on request
Input Protection	Inrush current limiting Internal safety fuse, Reverse Polarity Protection
Isolation	For input > 60vdc : Input – Output: 2250vdc For input <60vdc: Input – Output: 1500vdc <ul style="list-style-type: none"> Other options on request
EMI	EN55011 Class A conducted
Immunity	EN 61000-4
Output voltage	115VAC / 230VAC options Output neutral connected to chassis internally. Isolated / Floating output option.
Output Waveform	Sinusoidal
Harmonic Distortion	Less than 5% at 100% load.
Output Freq.	50Hz, 60Hz, 400Hz options
Load Crest Factor	Maximum 3% at 90% load
Output Power	1500VA
Regulation	Line / Load: ±6% from 10% to 100% load step. ±2% option.
Output Noise	High Frequency ripple is better than 500mVrms (20MHz BW)
Protection	Current limiting with short circuit protection Self re-setting thermostat for thermal protection
Output Over Voltage Protection	Output voltage is limited by internal supply voltage
Efficiency	Input voltage / model dependent typically 80% at 100% load
Operating Temp	0°C to +50°C at rated load. Other options on request
Cooling	On Board Fans
Shock & Vibration	Basic ruggedizing
Humidity	5-95% non-condensing
MTBF	>95,000 hrs at 45°C
LED Indicator	Optional
Connector	Input: Terminal block Output: IEC socket.- other options on request
Dimensions	187 x 132 430mm (3U3) 19in x 3U x Rack mount option (3U7)
Weight	6-7kg

Features

- Sinusoidal output waveform
- 1500VA output power
- Frequency options 50Hz / 60Hz / 400Hz
- Wide range of input options: 24 ~ 250VDC
- Optional output fail alarm on some models
- Rugged design for harsh environments
- Full electronic protection
- Non standard input voltage options
- 3U x 19in Rack mount option

Description

The **CSI1K5** is rugged DC/AC inverter uses field proven, microprocessor controlled high frequency PWM technology to generate 1500VA output power with pure sine wave output voltage.

It is a mature design with a track record in numerous applications. The DC/DC input stage boosts the input voltage to a higher DC voltage, which feeds the DC/AC inverter to generate the required AC output.

The use of high frequency conversion enables a compact construction, low weight and high efficiency. The unit has full electronic protection. The input and output are filtered for low noise. Cooling is via on board fan / fans.

Options (may not be available on all combinations)

Alarms	Output Fail Alarm: voltage free relay contacts
Remote Inhibit	Remote ON / OFF
Ruggedized	Conformal coating and Ruggedization for use in harsh environments.
Slow Start	Slow start up option for powering fans
Connector	A variety of terminals / connectors available to suit special customer requirements

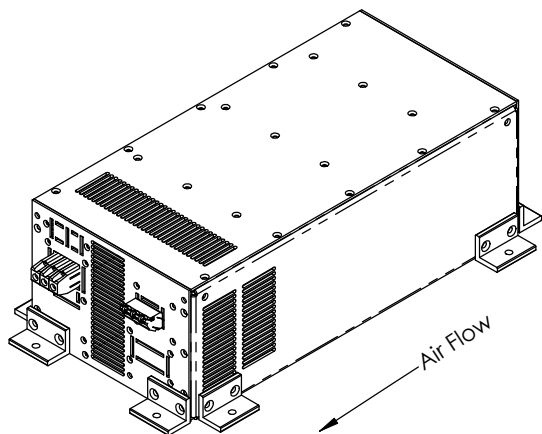
Model No Example:

CSI1K54E-xxxx (48VDC / 230VAC 50Hz)

CSI	Power	Input Vdc	Output	3U3 / 19in
CSI	1K5	2 = 24V	A = 115V/60Hz	Package
		3 = 36V		
		4 = 48V	E = 230V/50Hz	
		7 = 72V	M = 115V/400Hz	
		9 = 96V		
		108 = 108V		
5 = 125V				
		6 = 250V		

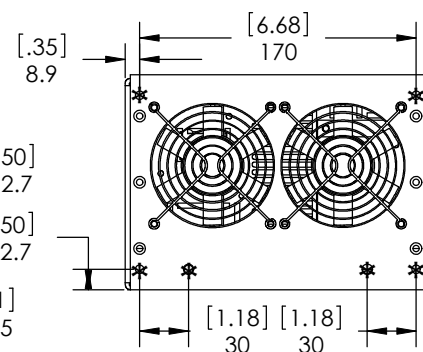
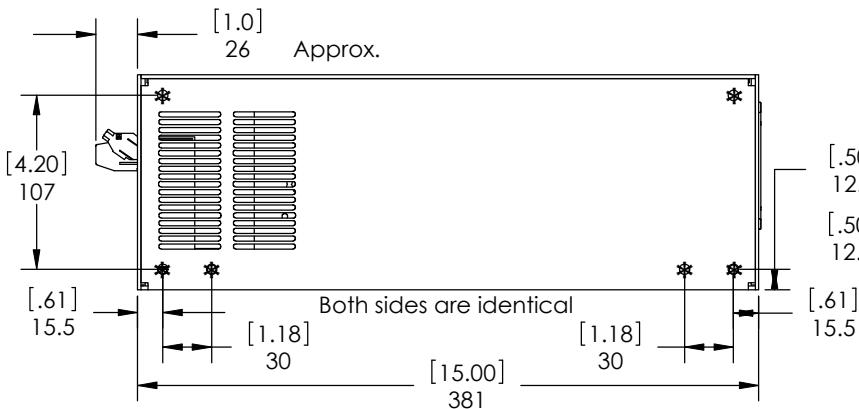
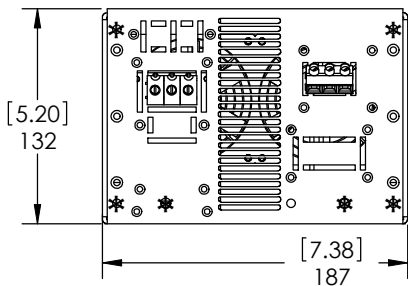
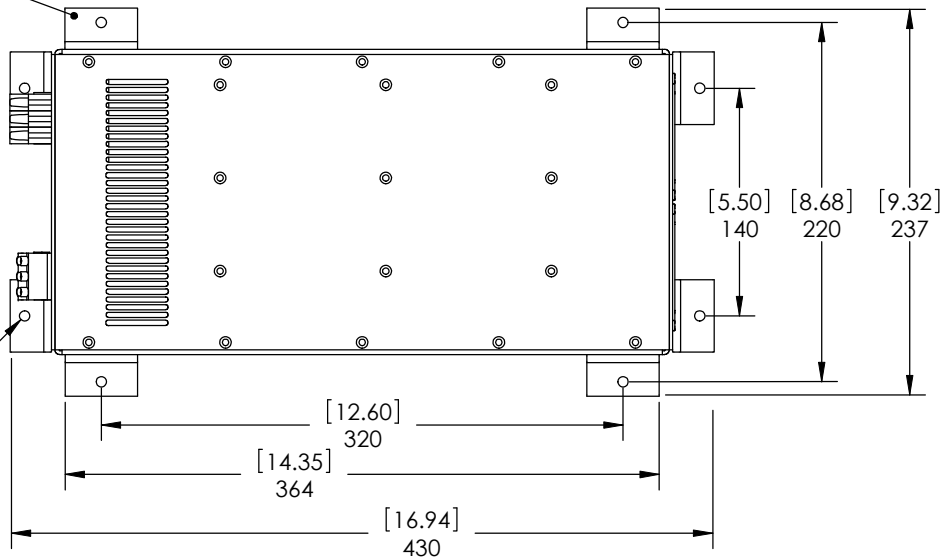
1. Standard input / Output combinations are illustrated.
2. Non standard combinations are available on request
3. Final Part no will be allocated at time of order to reflect customer specifications and options.

Mounting brackets can be installed along short or long sides - 4 mounting brackets with fasteners are provided with the unit



Input / Output termination may vary, it depends on application

[.25]
Ø6.4 typ.



* M5 Threaded inserts for mounting brackets or for other mounting options
Maximum screw penetration is 10mm from outside surface of chassis

DIMENSIONS ARE IN MILLIMETERS
[INCHES] TOLERANCES ON
DECIMALS: XXX ± 0.2mm
XX ± 0.3mm
ANGLES: ± 2°
FRACTIONS: ± 0.4mm
UNLESS OTHERWISE STATED

Title: OUTLINE DRAWING
Model No: 3U3 Package